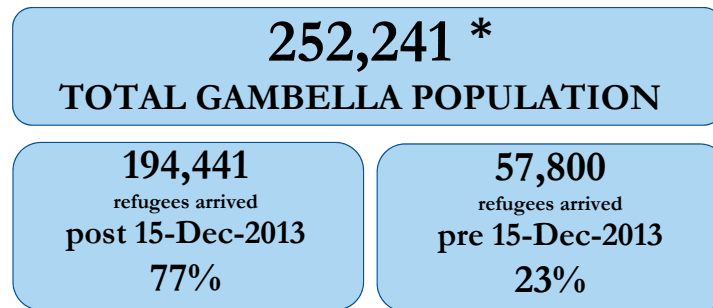
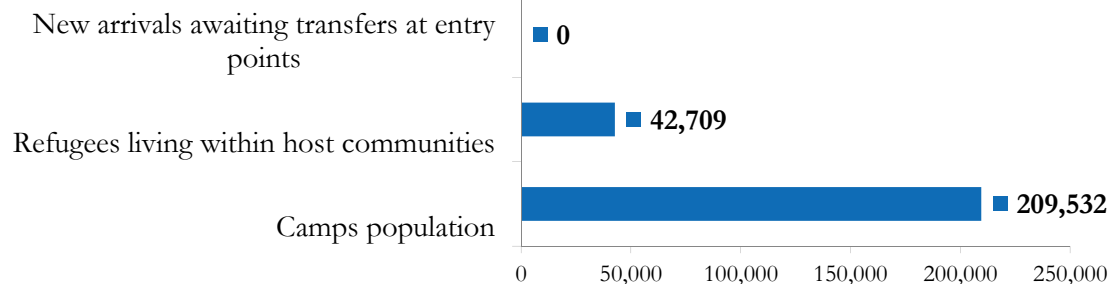
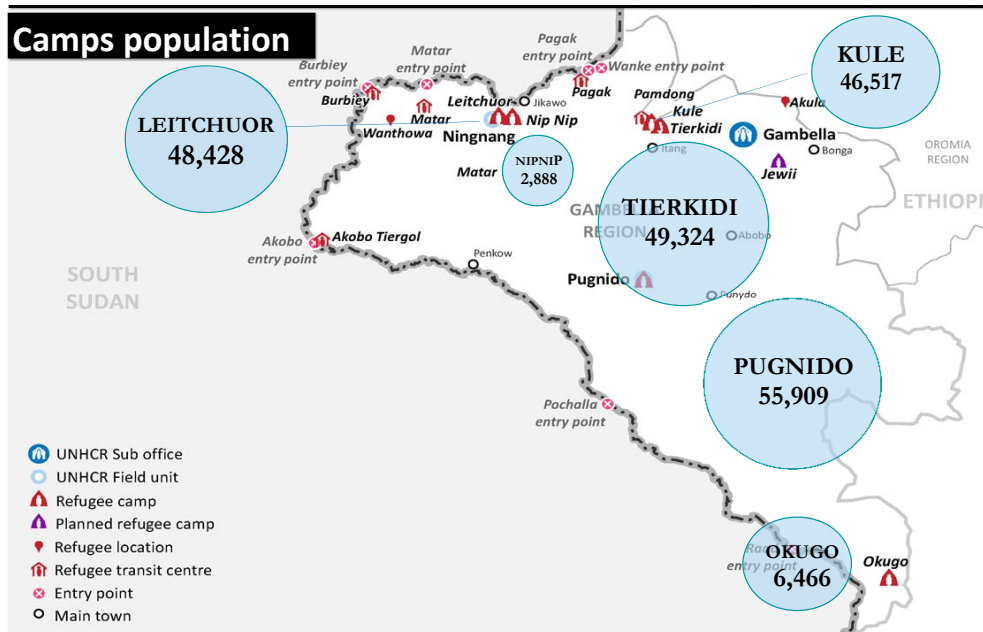


South Sudanese refugee population in Gambella (as of 13-March-2015)

Refugee population Breakdown



Camps population



Camp Names	Children (age<18 yrs)		Adults (age >=18 yrs)		Total	%
	Males	Females	Males	Females		
Pugnido*	18,410	17,655	6,438	13,405	55,909	27%
Tierkidi	17,240	16,700	3,733	11,651	49,324	24%
Leitchuor	17,471	16,962	2,913	11,082	48,428	23%
Kule	14,963	14,265	6,007	11,282	46,517	22%
Okugo	1,953	1,834	844	1,835	6,466	3%
NipNip	1,038	1,010	175	665	2,888	1%
TOTAL	71,075	68,426	20,110	49,920	209,532	100%
Grand Total	139,502		70,030			
%	67%		33%			

* extrapolated figure - 1.6% awaiting level 2 registration

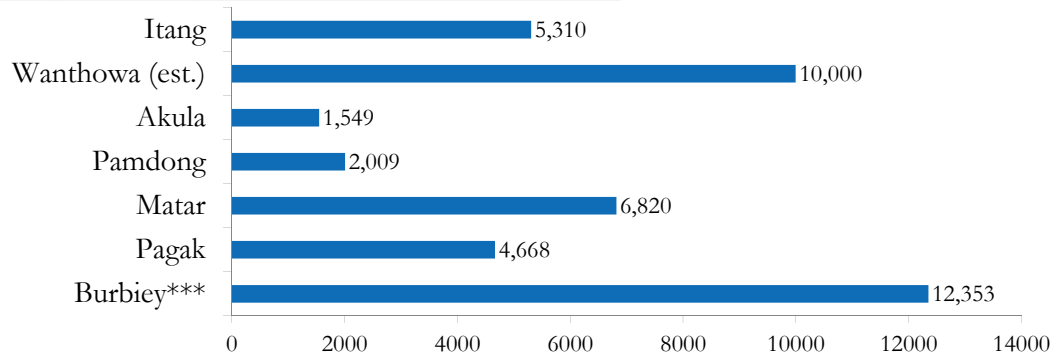
TOTAL CAMPS POPULATION

209,532**
persons

AVERAGE FAMILY SIZE

3.9

Refugees living within host communities



Refugees living within host communities

42,709
persons

New arrivals awaiting transfers

New arrivals awaiting transfers to camps

0
persons

* - In addition to 251,242 South Sudanese refugees in Gambella region, there are 8,880 refugees at the camps in Assosa [Breakdown: Pre 15th Dec 2013 = 6,161; Post 15th Dec 2013 = 2,719]

** - The figure includes 51316 refugees in Leitchuor and Nip Nip refugee camps who will be relocated to new locations due to flooding concerns.

*** - Interviews with some refugees indicate that those with large livestock herds as well as traders and other categories were unwilling to move from border entry locations.