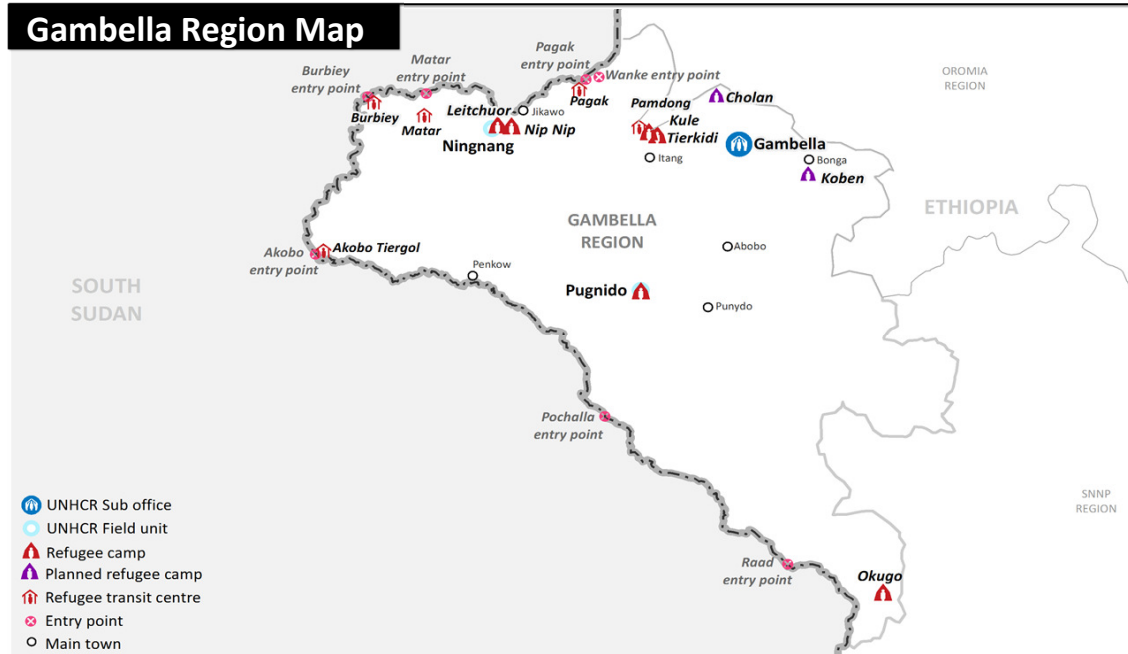


South Sudanese new arrivals in Gambella - Post 15th December 2013 (as of 27-January-2015)

Gambella Region Map



TOTAL ARRIVALS

192,615 *
persons

AVERAGE
ARRIVALS per day
since start of 2014

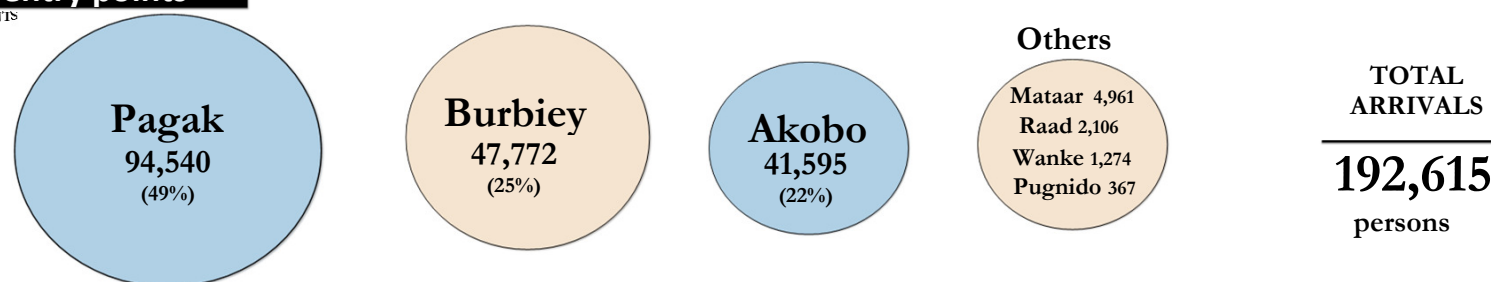
492
persons

AVERAGE
ARRIVALS per day
since last week

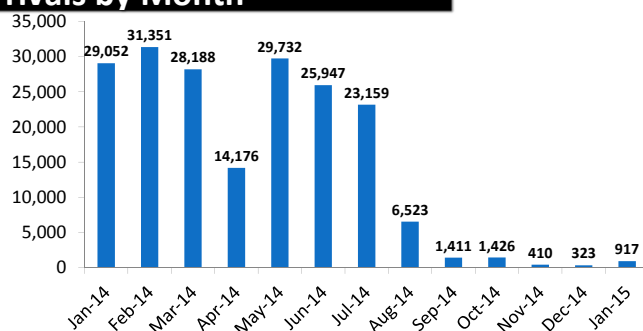
73
persons

Breakdown by entry points

New ARRIVALS BY ENTRY POINTS



Arrivals by Month



Arrivals Relocation Statistics

TOTAL
ARRIVALS

192,615
Persons

Missing for
Relocation



17,316**
(9%)

TOTAL
RELOCATED
to camps

166,474***
(86%)

AWAITING
RELOCATION
to camps

8,825
(5%)

Burbiey (in transit at Mataar) = 5,124
 Akobo (in transit at Matar) = 1,655
 Pamdong = 2,046

*- This figure does not include the old caseload of 57,180 South Sudanese refugees registered pre 15th December 2013 [Breakdown: Pugnido = 43,177; Okugo = 4,003; Wanthowa- estimated 10,000]

In addition to 192,615 South Sudanese refugees in Gambella region, there are 8,763 refugees at the camps in Assosa [Breakdown: Pre 15th Dec 2013 = 6,161; Post 15th Dec 2013 = 2,602]

** - Interviews with some refugees indicate that those with large livestock herds as well as traders and other categories were unwilling to move from border entry locations.

*** - The figure includes 50,590 refugees in Leitchur and Nip Nip refugee camps who will be relocated to new locations due to flooding concerns.