



G L O B A L



B U R D E N

 **GENEVA
DECLARATION**

o f A R M E D



V I O L E N C E



www.genevadeclaration.org

Global Burden of Armed Violence

 **GENEVA DECLARATION**

More than

740,000

people die

as a result of

armed violence

each year



Violence

reduces life expectancy
by more than


One year

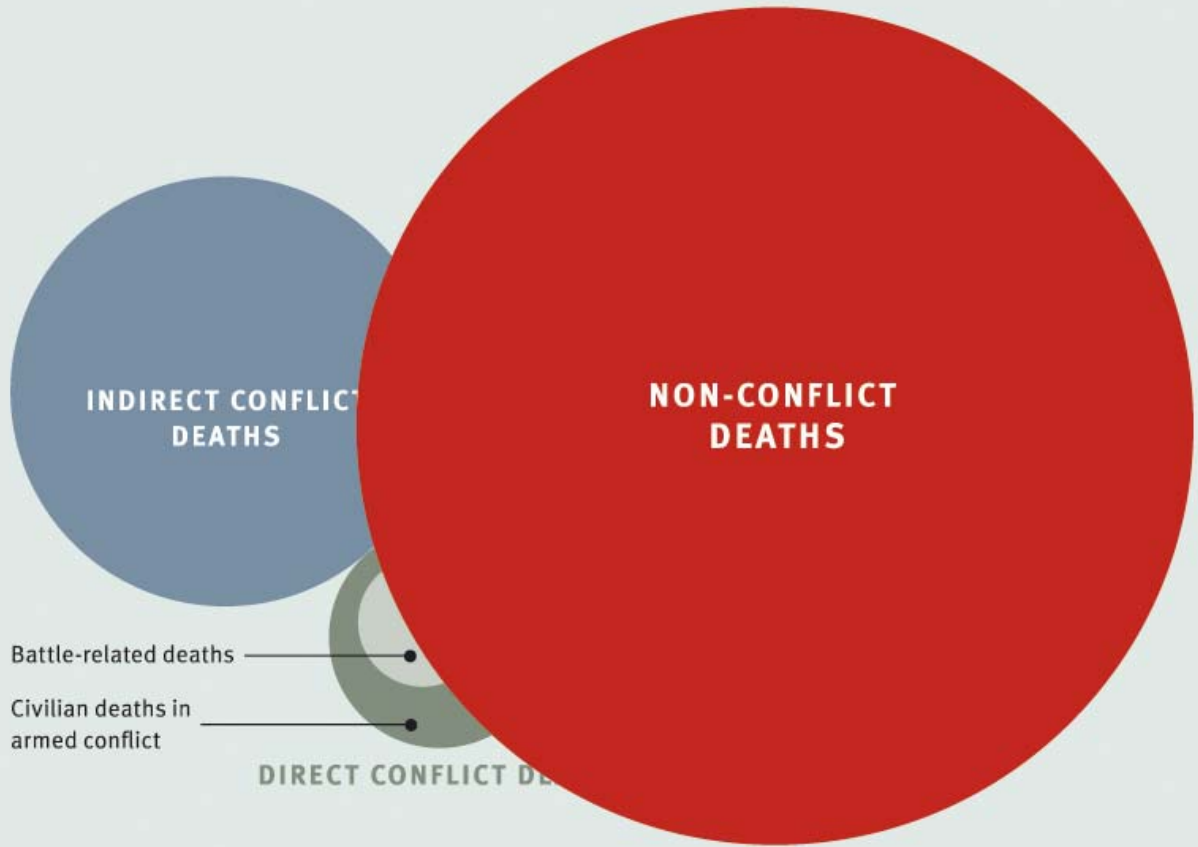
in several


Latin American countries

Legend:

Potential gains in
life expectancy in years







Direct conflict deaths





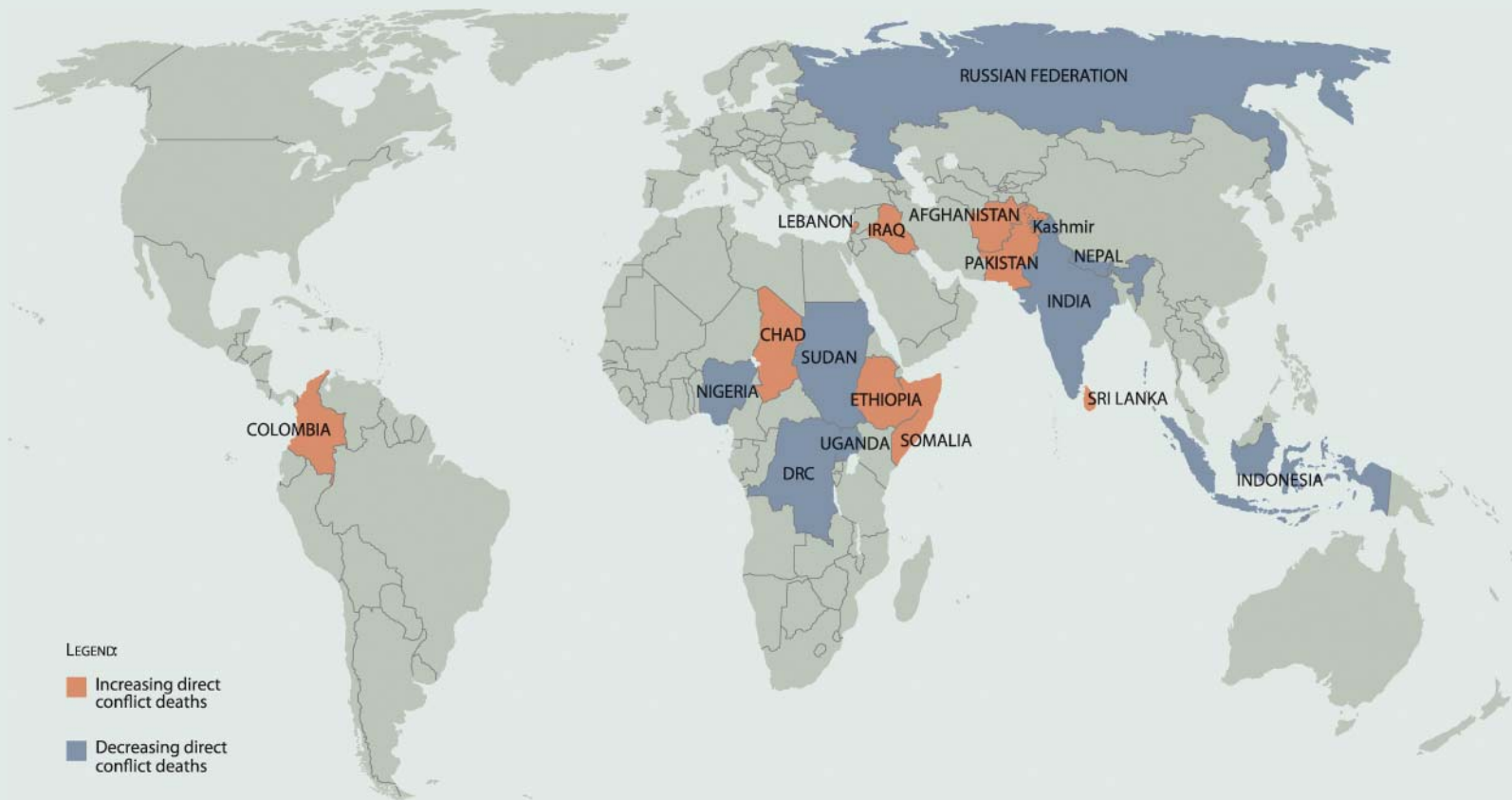
52,000

violent
conflict deaths

recorded each year

since 2004








The conflicts

in Iraq, Afghanistan
Sri Lanka and Somalia
accounted for **64%** of
total conflict deaths
worldwide in 2007





The Many Victims of War: Indirect conflict deaths



The **majority** of
war's victims
do not
die violently





	Indirect deaths as percentage of total excess deaths
Kosovo, 1998–99 ^a	0 ¹¹
Iraq, 2003–07 ^b	63
Northern Uganda, 2005 ^c	85
Democratic Republic of the Congo, 1998–2002 ^d	90+
Congo-Brazzaville, Pool Region, 2003 ^e	83
Burundi, 1993–2003 ^f	78
Sierra Leone, 1991–2002 ^g	94
Darfur, Sudan, 2003–05 ^h	69
South Sudan, 1999–2005 ⁱ	90+
Angola, 1975–2002 ^j	89
Liberia, 1989–96 ^k	86
East Timor, 1974–99 ^l	82
Iraq, 1991 war ^m	77

Conflict mortality rate (per 10,000 per year, average)	Total conflict deaths (direct and indirect)
334	12,000
246	347,000
476	26,000
1,316	3,300,000
n/a	n/a
500	300,000
1,101	462,000
730	142,000
1,178	427,000
676	1,500,000
889	175,000
638	103,000
784	144,500


Democratic Republic of Congo, 1998-2007

5.4 million victims of war

10% died violently

90% were indirect victims





Lethal encounters:
**Non-conflict
armed violence**



490,000
violent deaths
per year in
non-conflict
settings




Homicide rates per 100,000 population by subregion, 2004

Homicide rates

in Southern Africa,
Central and South America
are **four times**
the global average

Legend:
Per 100,000
population



Men are
Four to five times
more likely
to be **killed**
than women





Men

between the age of
20 and 30

are the most

vulnerable
to violent death



60%
of homicides
are committed
with **guns**



Armed violence against women





Intimate partner violence

costs at least

5.8 billion USD

per year

in **medical costs**
alone



Estimated incidents of rape in selected armed conflicts

Armed conflict	Estimated number of incidents
Sierra Leone (1991–2001)	More than 215,000
Rwanda (1994)	250,000–500,000
Bosnia and Herzegovina (1992–95)	14,000–50,000
Liberia (1989–2003)	Approximately 500,000 ⁹
Kosovo (1998–99)	23,200–45,600 ¹⁰

What's in a number?

Estimating the Economic costs of armed violence



Lost product
due to
violent deaths
is **95 billion** USD
and up to
163 billion USD
per year...




...this is
the equivalent
to the
GDP of
Chile, Hungary,
or Romania





Armed violence costs


Guatemala
2.4 billion USD
per year...






...and costs

El Salvador
1.8 billion USD
per year.





Civil war

reduces
growth rates
by **2%**
per year



Armed violence
is the **fourth**
leading cause
of **death** for
persons between
the ages of **15 and 44...**



...and
one of the
top ten
causes of death
in more
than **40** countries





**GENEVA
DECLARATION**

G L O B A L

B U R D E N of **A R M E D**

V I O L E N C E

www.genevadeclaration.org

www.genevadeclaration.org